

Completa il tuo progetto con gli elementi che ti permettono di coordinare il tuo spazio.

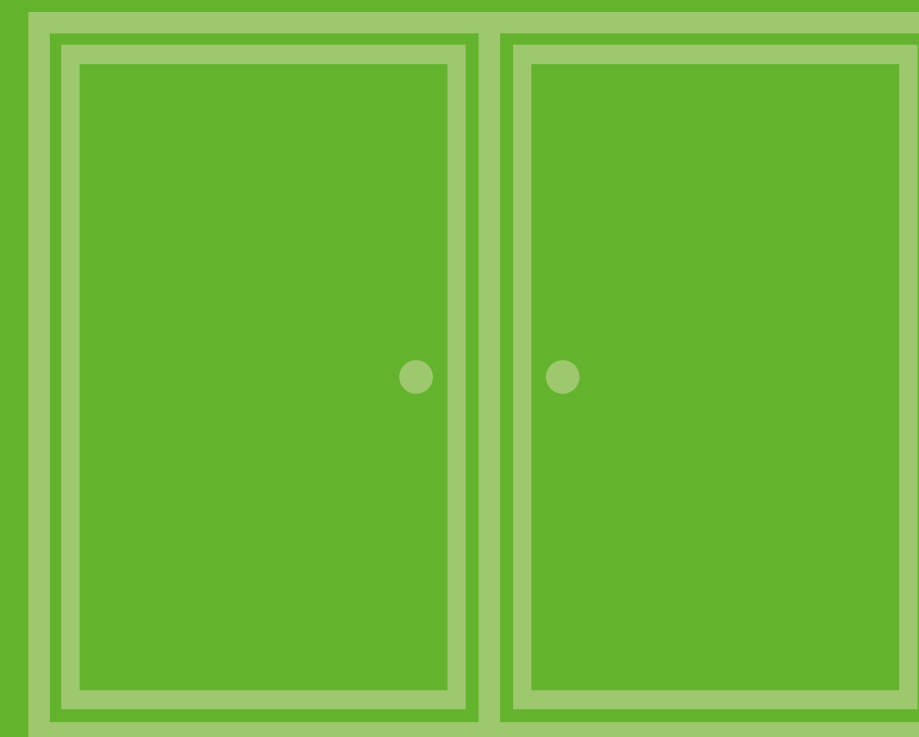
Fai vivere un unico stile all'interno dei tuoi ambienti completando la scelta della porta con quella degli sportellini, delle boiserie e dei battiscopa.

Utilizzando la stessa essenza, le medesime lavorazioni e l'identica finitura del legno, sarà possibile far risaltare maggiormente le incisioni, le pantografature o semplicemente la bellezza lineare dell'anta classica.

Complete your project with elements that allow you to coordinate your space.

Give your rooms a unique style experience completing the door choice with one of the cabinet doors, wainscoting and skirting boards.

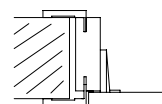
Using the same wood, the same processes and the same wood finish, the engravings, pantograph or simple linear beauty of a classic door will be enhanced.



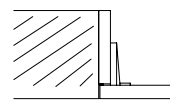
COMPLEMENTI

room accessories

SPORTELLINI
cabinet doors



con cornice
with architrave




senza cornice
without architrave


3 lati 1 anta
3 sides 1 leaf



3 lati 2 ante
3 sides 2 leafs




4 lati 1 anta
4 sides 1 leaf




4 lati 2 ante
4 sides 2 leafs



3 lati 1 anta inferiore + 1 anta superiore
3 sides 1 lower leaf + 1 upper leaf



3 lati 2 ante inferiori + 2 ante superiori
3 sides 2 lower leafs + 2 upper leafs



BOISERIE
wainscotting


classica
classic



moderna
modern



BATTISCOPIA
skirting board



mod. minimal
40x12 mm

mod. recta
70x10 mm

mod. ampia
80x12 mm

mod. plana
85x12 mm

mod. tiziano
110x15 mm

mod. ducale 120
120x13 mm

mod. ducale 140
140x13 mm